




MINI CRAWLER CRANE

MC-174C



- SLIM BODY : 590mm
- LIFTING CAPACITY : 1.72t x 1.0m
- PROGRAMMABLE MOMENT LIMITER
- HIGH SPEED WINCH
- TWO TRAVEL SPEED
- ONE-HAND CONTROLLABLE OUTRIGGERS



MAEDA Mini Crawler Crane MC-174C

Specifications

Model		MC-174CRM
Crane capacity		1.72t × 1.0m
Max. working radius		5.17m × 0.22t
Max. lifting height (on the ground)		5.50m
Max. lifting height (underground)		-7.0m (4 falls)
Winch system	Hook speed	10.9m/min (3 layers, 4 falls)
	Hoist wire rope	IWRC 6 × Fi (29) 0/0, φ6 × 35.0m
Telescoping system	Type	Fully automatic 4-section pentagonal telescopic boom (3~4 stages: Simultaneous telescoping)
	Boom length	1.83m ~ 5.45m
	Boom telescoping stroke / time	3.62m / 15.0sec
Boom hoist system	Hoist angle / time	3 ~ 77 deg / 12.0sec
Swing system	swing angle / time	360 deg / 2.0rpm
Outrigger system	Type	1st stage with flexible stay damper, 2nd stage manual pullout, hydraulic cylinder direct acting type
	Max. extended width	(Lateral) 3,335 × (Front) 3,060 × (Rear) 2,885mm
Travel system	Type	Hydraulic motor driven, 2 step speed changer
	Travel speed 1step/2step	2.0 / 3.3km/h
	Gradability	20.0deg
	Crawler ground length × width	1,044 × 180mm
	Ground pressure	33.7kpa [0.34kgf/cm ²]
Engine	Model	MITSUBISHI GB400LE
	Displacement	0.391L [391cc]
	Rated output	6.6kw/1,800min ⁻¹ [9.0ps/1,800rpm]
	Starting method	Electric starting
	Fuel / Fuel tank capacity	Gasoline/6.0L
Remote control system	Type	Cable remote controller
	Micro-speed mode	Available
	Outrigger operation	Available
Overall length × width × height		2,000 × 590 × 1,300mm
Machine weight		1,290kg
Safety device		Overwind protection, Angle indicator, Hydraulic safety valve, Level, Wire rope latch, Warning buzzer, Machine body inclination alarm, EMO switch, Moment limiter, Working status lamp
Optional equipment		White rubber track, Single fall hook, 2-fall hook

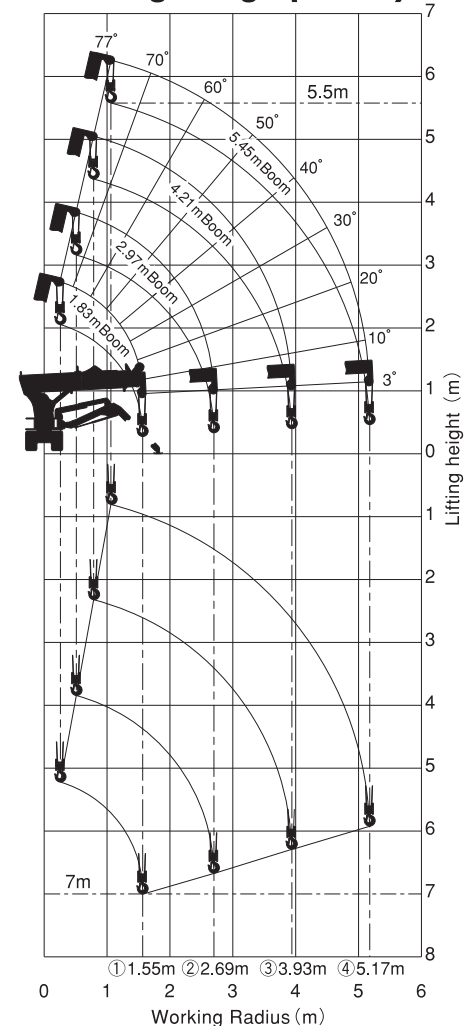
Total Rated Load Chart (4 falls)

Outriggers at Maximum position							
1.83m Boom		2.97m Boom		4.21m Boom		5.45m Boom	
Working radius (m)	Total rated load (kg)	Working radius (m)	Total rated load (kg)	Working radius (m)	Total rated load (kg)	Working radius (m)	Total rated load (kg)
1.0 or less	1720	1.0 or less	1720	1.3 or less	1320	1.7 or less	770
1.30	1320	1.30	1320	1.50	1120	2.00	700
1.55	1090	1.50	1120	2.00	820	2.50	660
		2.00	820	2.50	670	2.80	580
		2.50	670	3.00	530	3.00	530
		2.69	580	3.50	420	3.50	410
				3.93	370	4.00	330
						4.50	270
						5.17	220

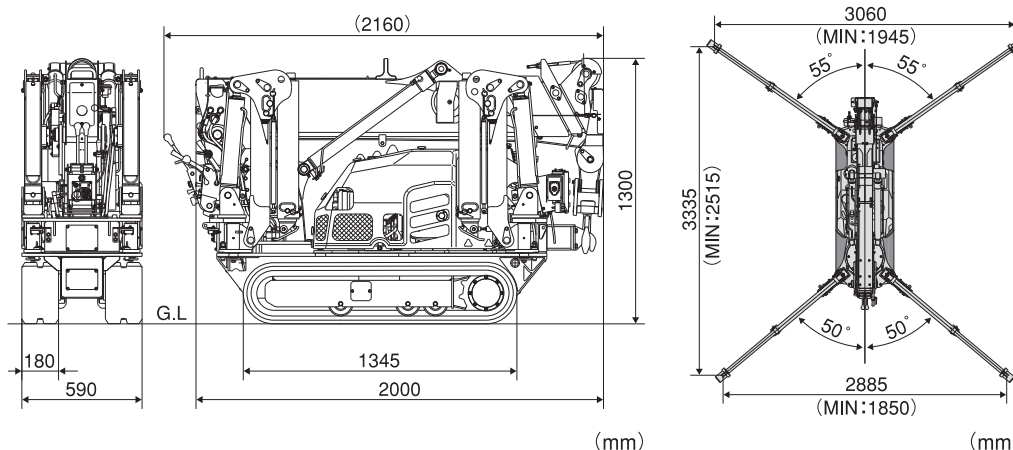
Outriggers at other than maximum position							
1.83m Boom		2.97m Boom		4.21m Boom		5.45m Boom	
Working radius (m)	Total rated load (kg)	Working radius (m)	Total rated load (kg)	Working radius (m)	Total rated load (kg)	Working radius (m)	Total rated load (kg)
1.0 or less	1220	1.0 or less	1220	1.3 or less	940	1.7 or less	720
1.30	940	1.30	940	1.50	810	2.00	600
1.55	790	1.50	810	2.00	600	2.50	390
		2.00	600	2.50	390	2.80	330
		2.50	390	3.00	300	3.00	300
		2.69	310	3.50	220	3.50	220
				3.93	180	4.00	180
						4.50	140
						5.17	100

* The Total Rated Load Chart is based on actual working radius with the bending of boom attributable to load reflected and is shown with the mass of hook (20kg) included.

Working Range (4 falls)



Dimensions



Before use, please read the Operation Manual

Due to improvements, the specifications are subject to change without notice.



MAEDA SEISAKUSHO CO., LTD.

Head office | No.1095, Onbegawa, Shinonoi, Nagano-City, Nagano-Pref. 388-8522 Japan
 TEL. +81 (0)26 292 2228 FAX. +81 (0)26 293 8499
 URL : <http://www.maesei.co.jp/> E-mail : contact@maesei.co.jp